

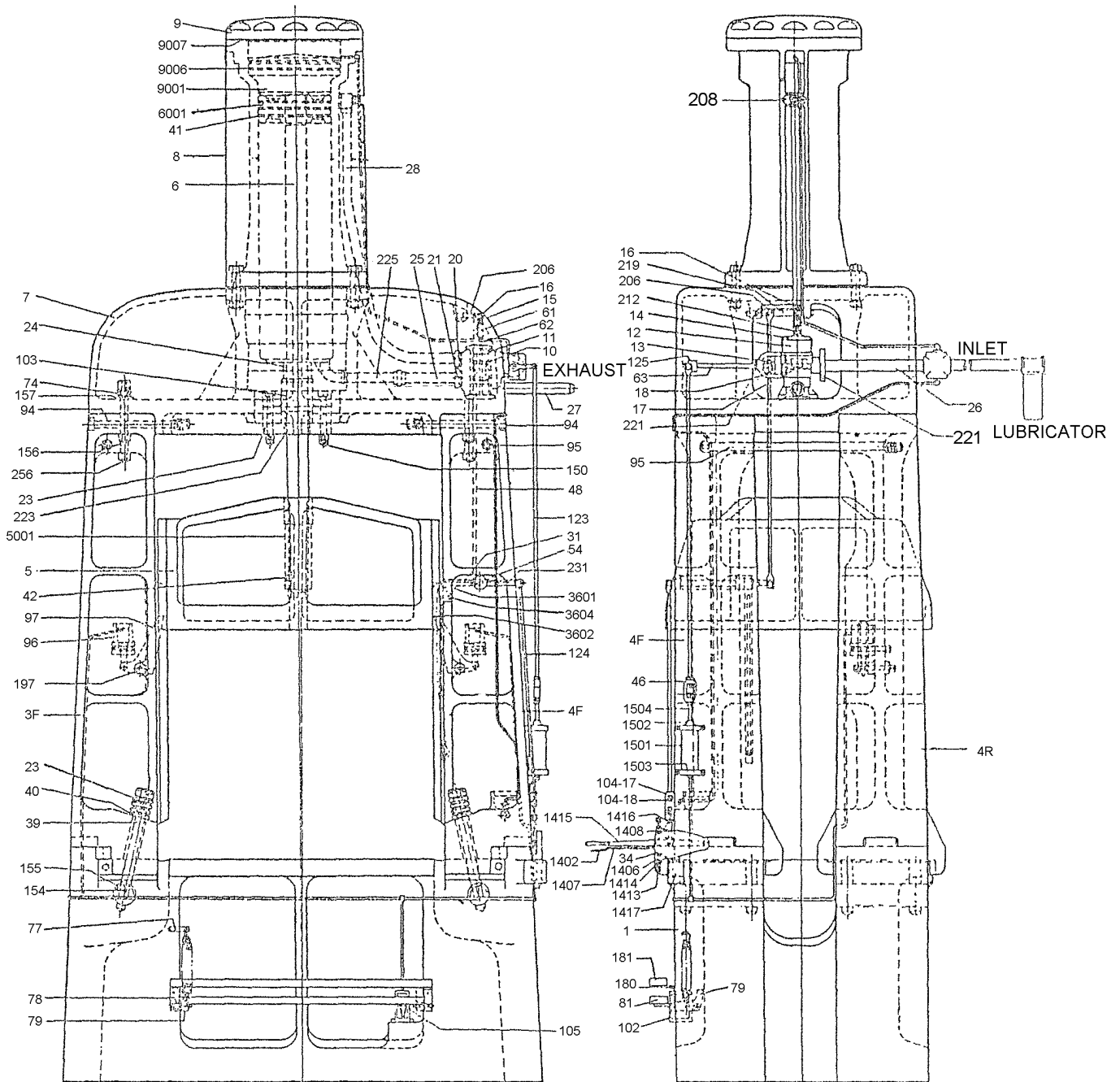
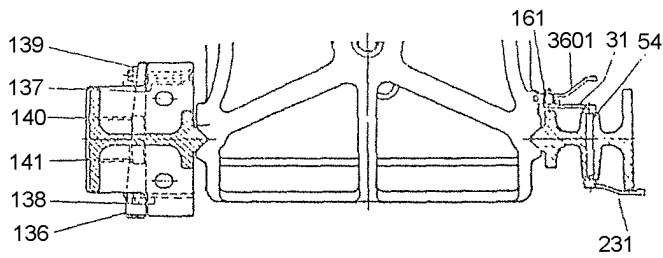
Parts List

48 x 48 and Larger Cecostamps – Refer to Sheet MH-101 (pg. 23) and MH-102 (Pg. 24)

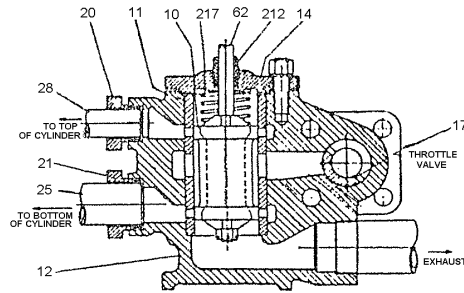
Part No.	Name	Part No.	Name	Part No.	Name
1	Anvil	17	Throttle Valve	95	Tie Bars
3F	L.H. Frame Front	18	Stuffing Box	96	Air Cylinder
3R	L.H. Frame Rear	20	Pipe Flange	97	Safety Rests
4F	R.H. Frame Front	21	Pipe Flange	98	Piston
4R	R.H. Frame Rear	23	Piston Gland	100	Cup Leather
5	Ram	24	Bushing	102	Operating Valve
5001	Ram Bushing	25	Pipe	103	Piston Rod Packing
6	Piston Rod	26	Pipe	1047	Turnbuckle (104-17)
6001	Piston Head	27	Pipe	1048	Nut (104-18)
7	Yoke	28	Pipe	105	Board Plate
8	Cylinder	31	Cam Lever	123	Connection Rod
9	Cylinder Cover	34	Segment	124	Connection Rod
9001	Plunger	3601	Cam Body	125	Throttle Lever
9006	Plunger Rings	3602	Cam Center	136	Adj. Wedge
9007	Gasket	3604	Pin	137	Wearing Plate
10	Main Valve	39	Stud	138	Wearing Plate
11	Main Valve Seat	40	Washer	139	Clamp
12	Main Valve Body	41	Piston Ring	140	Wearing Plate
13	Gland	42	Taper Pin	141	Wearing Plate
14	Main Valve Cover	46	Turnbuckle	150	Bolt
1402	Lever	48	Main Valve Connection	154	Key
1403	Latch	54	Cam Shaft	155	Washer
1404	Strap	61	Main Valve Coupling	156	Stud
1406	Bushing	62	Main Valve Stem	157	Washers
1407	Connection Rod	63	Throttle Stem	161	Bushing
1408	Connection	73	Spring	180	Angle
1409	Spring	74	Spring	181	Safety Board
1413	Adj. Screw	75	Spring	196	“U” Bolt
1414	Lock Nut	77	Treadle Pin	197	Bolts
1415	Handle	78	Treadle Shaft	198	Washer
1416	Connection Collar	79	Treadle Arm	206	Rocker Arm
1417	Support Shaft	81	Treadle Board	208	Air Connection
15	Main Valve Link	8302	Cover	212	Gland
1501	Throttle Valve Cylinder	8303	Gland	217	Spring
1502	Cylinder Cap Top	8304	Washer	219	Rocker Shaft
1503	Cylinder Cap Bottom	8305	Washer	221	Gland
1504	Piston	8306	Plunger	223	Bushing
1505	Washer	8307	Lever Ball	225	Pipe
1506	Separator	8308	Ball	231	Cam Lever Arm
1507	Cup Leather	8309	Washer	256	Stud
1508	Spring	8310	Stop Cock	271	Collar
16	Main Valve Rocker	94	Tie Bar		

When Ordering Replacement Parts give Part Number, Name, Size Cecostamp, and Machine Number. Machine Number will be found stenciled on Right Hand Front End of Anvil, Part 1, and Yoke, Part 7.

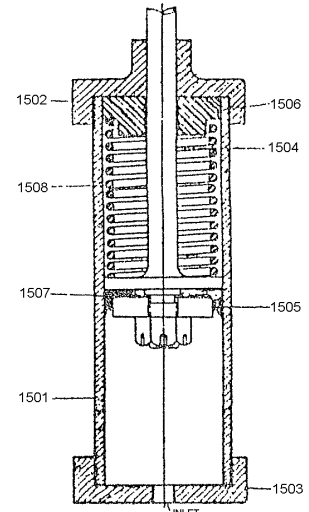
Parts List



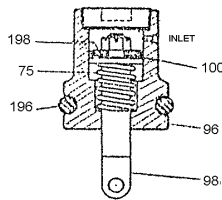
Parts List



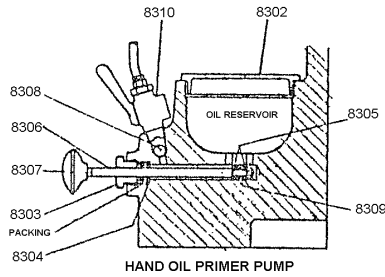
SECTION THRU OPERATING VALVE



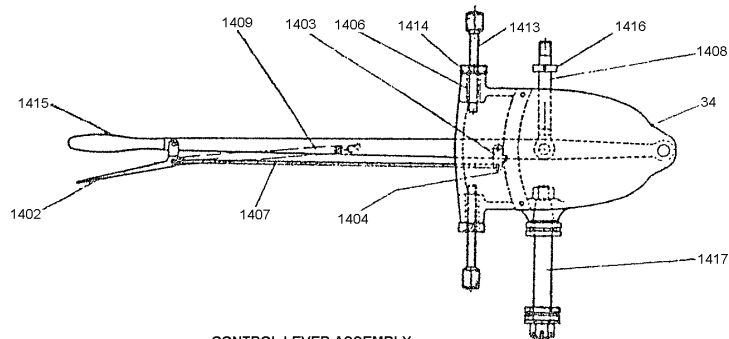
SECTION THRU THROTTLE VALVE OPERATING CYLINDER



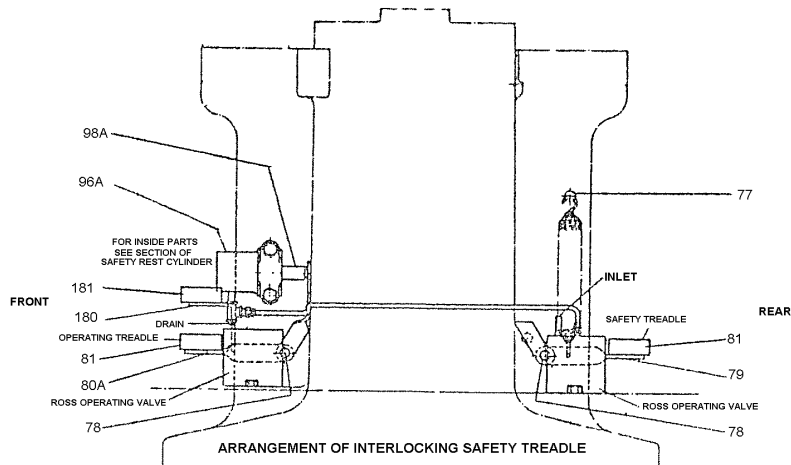
SECTION THRU SAFETY REST AIR OPERATING CYLINDERS



HAND OIL PRIMER PUMP



CONTROL LEVER ASSEMBLY



ARRANGEMENT OF INTERLOCKING SAFETY TREADLE

MH-102